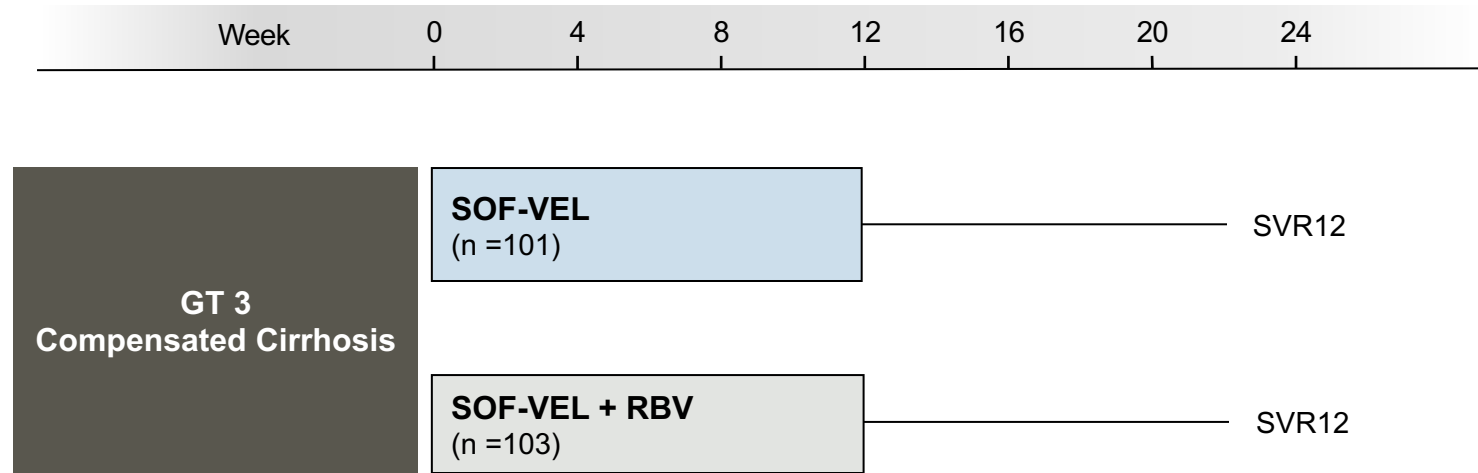


## Sofosbuvir-Velpatasvir +/- Ribavirin in HCV GT 3 and Cirrhosis HCV GT 3 Cirrhosis Study (Spain)

# Sofosbuvir-Velpatasvir +/- Ribavirin for HCV GT 3 and Cirrhosis Study Features

- **Design:** Randomized, open-labeled, phase 2 trial to evaluate the safety and efficacy of the fixed-dose combination of sofosbuvir-velpatasvir for 12 weeks with or without ribavirin in treatment-naïve or treatment-experienced adults with GT 3 chronic HCV infection and compensated cirrhosis
- **Setting:** 29 sites in Spain
- **Key Eligibility Criteria**
  - Chronic HCV GT3
  - Age  $\geq 18$  years
  - Naïve or treated with peginterferon +/- ribavirin (PR) or PR +/- sofosbuvir
  - Compensated cirrhosis
  - HIV coinfection allowed
- **Primary End Point:** SVR12

# Sofosbuvir-Velpatasvir +/- Ribavirin for HCV GT 3 and Cirrhosis Study Design



**Abbreviations:** SOF-VEL, Sofosbuvir-velpatasvir, RBV, Ribavirin

**Drug Dosing:** Sofosbuvir-velpatasvir (400/100 mg): fixed-dose combination; one pill once daily  
Ribavirin (weight-based and divided bid): 1000 mg/day if < 75 kg or 1200 mg/day if  $\geq$  75 kg

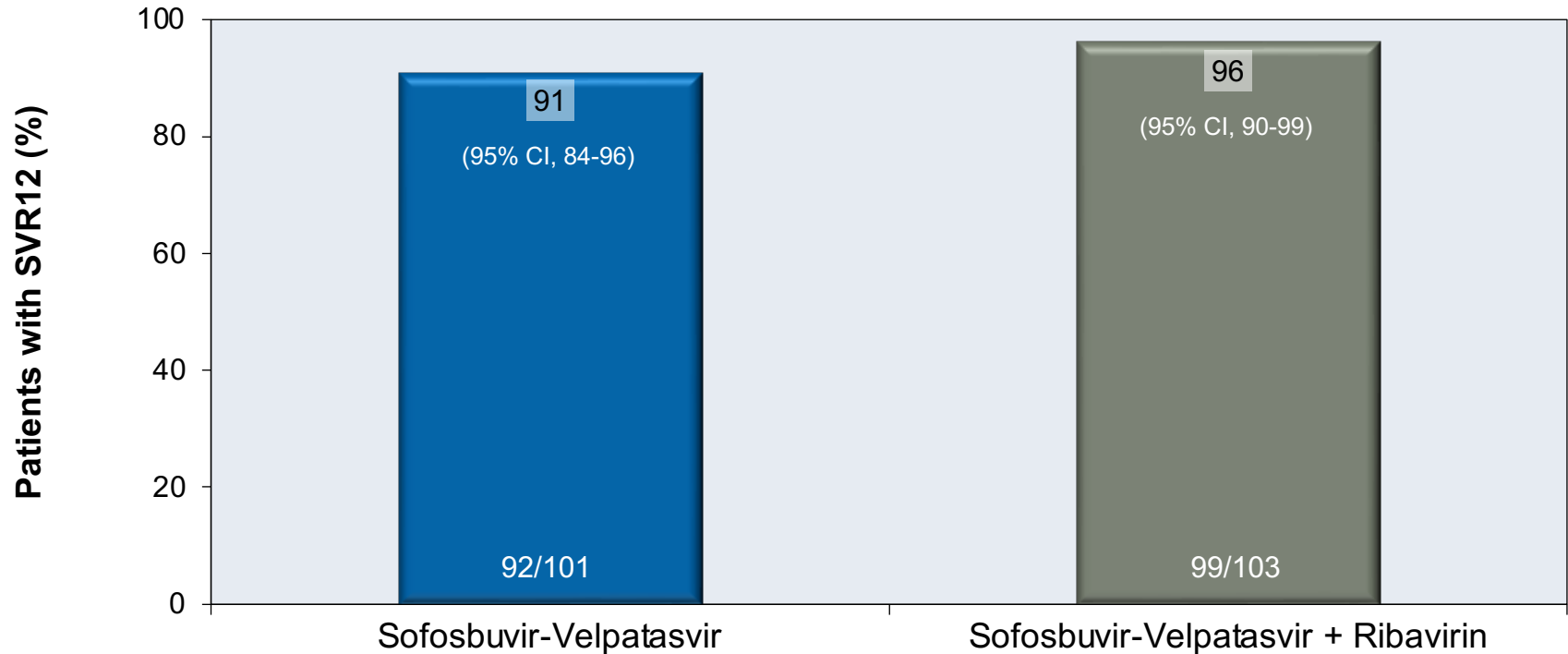
# Sofosbuvir-Velpatasvir +/- Ribavirin for HCV GT 3 and Cirrhosis

## Baseline Characteristics

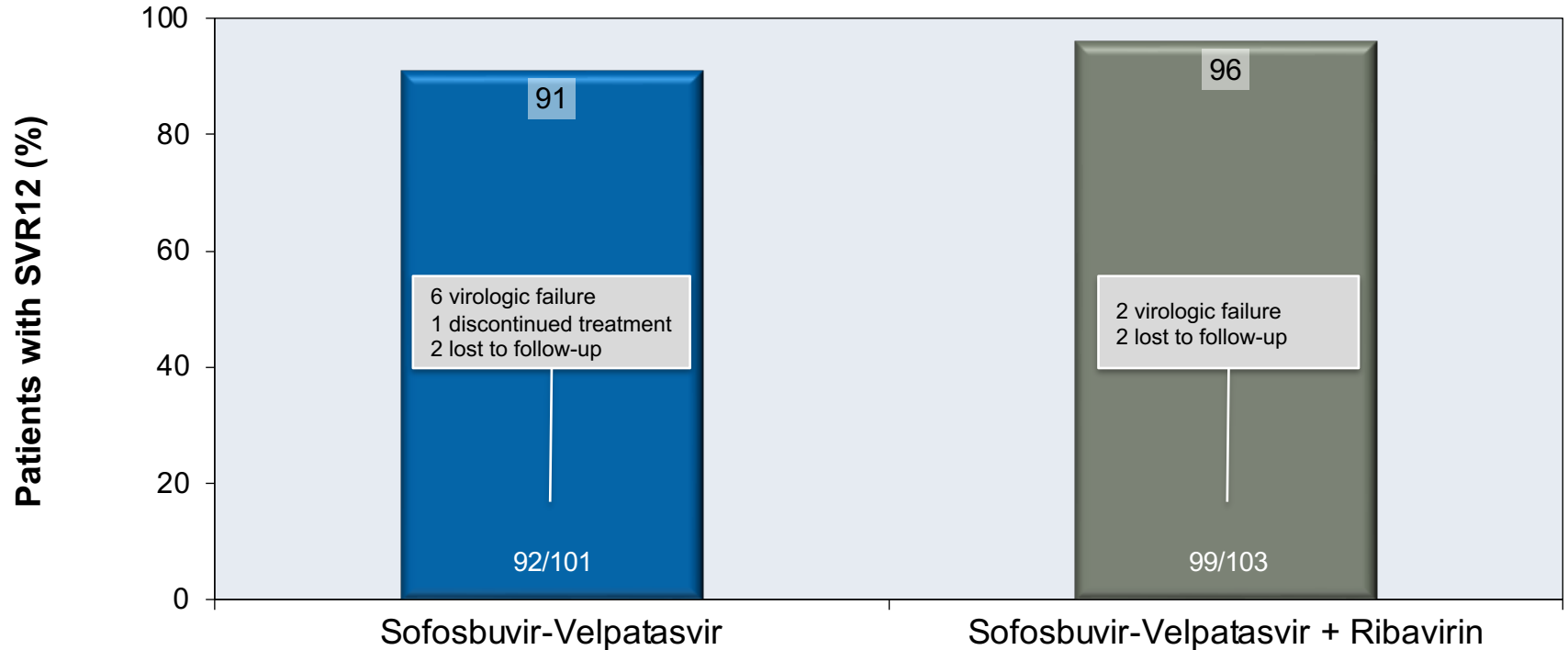
Baseline Characteristics	SOF-VEL (n = 101)	SOF-VEL + RBV (n = 103)
Age, mean years (standard deviation, SD)	51 (7.3)	51 (7.6)
Male, n (%)	75 (74)	87 (85)
Race, n (%)		
White	84 (83)	95 (92)
Asian	17 (17)	9 (8)
Body mass index, mean kg/m <sup>2</sup> (SD)	27 (5.1)	27 (4.9)
HCV RNA, mean log <sub>10</sub> IU/mL (SD)	6.2 (0.64)	6.3 (0.56)
Non-CC IL28B genotype, n (%)	36 (36)	50 (49)
Prior Treatment, n (%)		
DAA +/- Peg-IFN +/- RBV	1 (1)	2 (2)
Peg-IFN + RBV	14 (14)	18 (17)
Other (IFN +/- RBV or Peg-IFN alone)	12 (12)	8 (8)
Platelets (x 10 <sup>3</sup> /μL), mean (SD)	150 (62)	148 (69)
HIV coinfection n (%)	16 (16)	14 (14)

Source: Esteban R, et al. Gastroenterol. 2018;155:1120-27.e4.

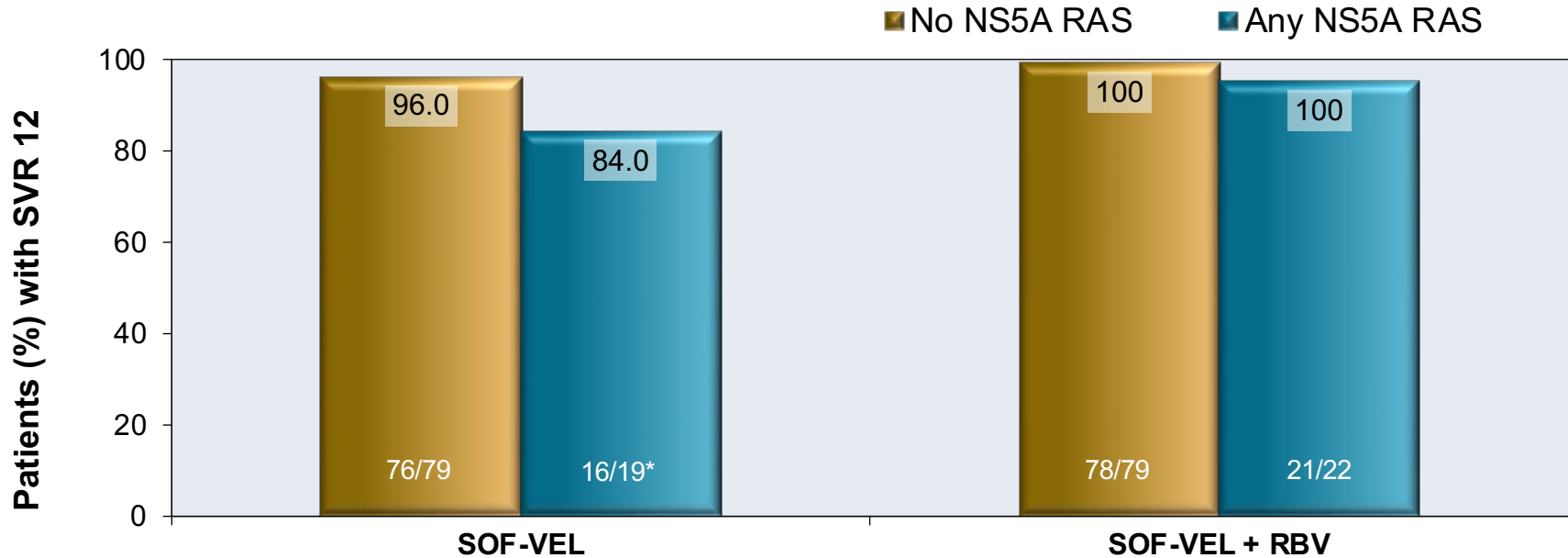
# Sofosbuvir-Velpatasvir +/- Ribavirin for HCV GT 3 and Cirrhosis Results: ITT Analysis by Treatment Arm



# Sofosbuvir-Velpatasvir +/- Ribavirin for HCV GT 3 and Cirrhosis Results: ITT Analysis by Treatment Arm



# Sofosbuvir-Velpatasvir +/- Ribavirin for HCV GT 3 and Cirrhosis Results: ITT Analysis by Treatment Arm and NS5A RAS



**Abbreviations:** RAS, resistance-associated variant; SOF-VEL, sofosbuvir-velpatasvir; RBV, ribavirin.

\* All patients with baseline RAS who did not achieve SVR had viral relapse; one had on-treatment failure.

# Sofosbuvir-Velpatasvir +/- Ribavirin for HCV GT 3 and Cirrhosis

## Results: Adverse Events

Adverse Events (AE), n (%)	SOF-VEL (n = 101)	SOF-VEL + RBV (n = 103)
Any AE	48 (48)	77 (75)
Serious AE*	4 (4)	2 (2)
AE leading to SOF-VEL discontinuation	1 (1)	1 (1)
AEs present in ≥10%		
Asthenia	12 (12)	28 (27)
Headache	8 (8)	25 (24)
Insomnia	1 (1)	12 (12)
Deaths	0	0

**Abbreviations:** SOF-VEL = sofosbuvir-velpatasvir

\* SAEs reported in this study were an accident at work, hepatic cancer, hepatocellular carcinoma, limb injury, non-small cell lung cancer, pharyngotonsillitis, and urinary tract infection; all were assessed as unrelated to study drug.



# Sofosbuvir-Velpatasvir +/- Ribavirin for HCV GT 3 and Cirrhosis

## Results: Laboratory Abnormalities

Selected Lab Abnormalities, n (%)	SOF-VEL (n = 101)	SOF-VEL + RBV (n = 103)
Hemoglobin		
< 8.5 g/dL	0	0
<10 g/dL	1 (1)	5 (5)
Lymphocyte		
350 to <500/mm <sup>3</sup>	1 (1)	0
<350/mm <sup>3</sup>	0	0
Platelets		
25,000 to <50,000/mm <sup>3</sup>	1 (1)	1 (1)
<25,000/mm <sup>3</sup>	0	0
Total bilirubin		
>2.5-5x ULN	0	2 (2)
>5x ULN	0	0
<b>Abbreviations:</b> ULN, upper limit of normal		

# Sofosbuvir-Velpatasvir +/- Ribavirin for HCV GT 3 and Cirrhosis

## Conclusions

**Conclusions:** “Consistent with findings from previous studies, a high rate of patients (91% and 96%) with genotype 3 HCV infection and compensated cirrhosis achieved an SVR12 with sofosbuvir and velpatasvir, with or without ribavirin. Of patients treated with sofosbuvir and velpatasvir without ribavirin, fewer patients with baseline NS5A RASs achieved an SVR12 compared with patients without baseline NS5A.”

# Acknowledgments

**Hepatitis C Online** is funded by a cooperative agreement from the Centers for Disease Control and Prevention (CDC-RFA- PS21-2105). This project is led by the University of Washington Infectious Diseases Education and Assessment (IDEA) Program.



*The contents in this presentation are those of the author(s) and do not necessarily represent the official position of views of, nor an endorsement, by the Centers for Disease Control and Prevention.*